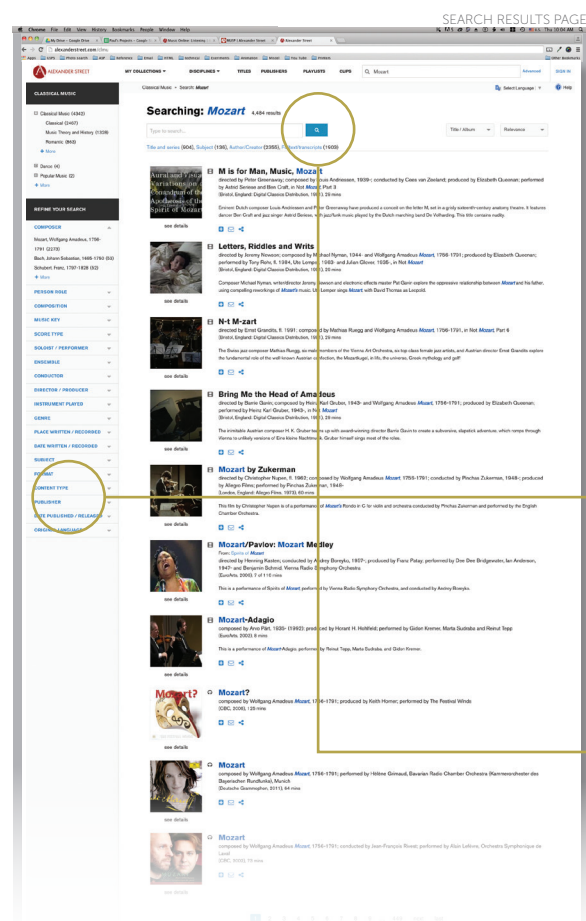


1 How to Access Alexander Street Content

2 Search Multiple Ways to Discover Great Content



Collection pages highlight new resources, editor's picks, and discipline-specific tools. Content is curated by subject matter specialists. Quick reference videos help you navigate user tools.

Editor's selections and clips. Over 100,000 playlists and hundreds of clips created by editors, faculty, and subject matter experts provide superior annotations and help you quickly locate the most relevant content.

How to search for content:

Keyword search:

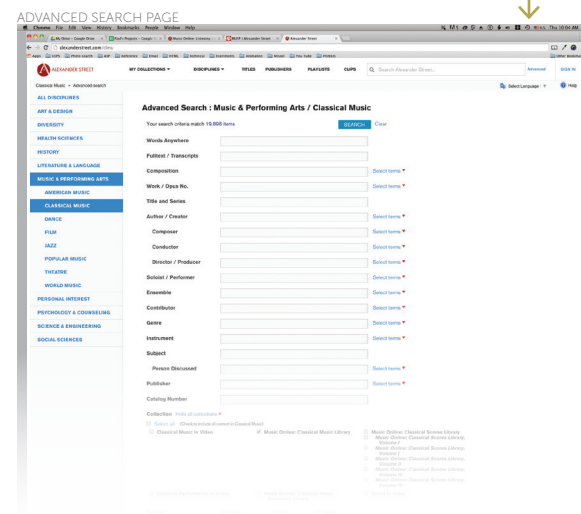
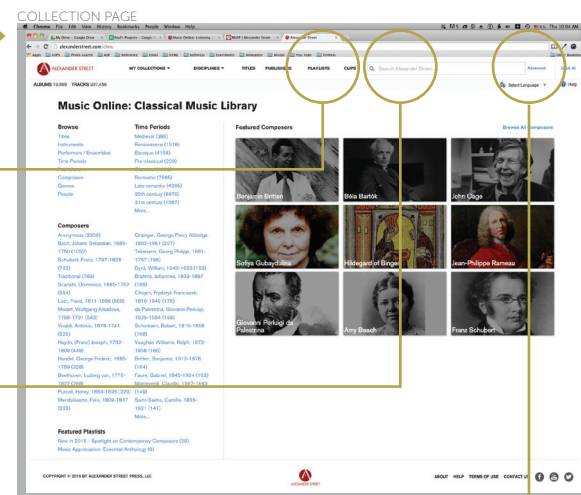
If you know what you're looking for, start with the Quick Search bar at the top of your screen. Here you can search by keyword and filter by media type (text, audio, video).

Advanced search:

Use Advanced Search to reveal suggested search fields and terms that will help you get more specific results.

Filters: The search results page will automatically display filters to help you refine and narrow your search further. Type "Mozart" into a music collection and you'll see music-oriented filters—such as work/opus, performer, instrument played, and time period. (Results will vary depending on the collection and type of search being conducted.)

Search within: Still seeing too many results? Use the "Search Within" feature to drill down into your results even more. This will allow you to keyword search within the results you've already received.



3 Video Tools for Learning and Sharing

Improved video quality.

Variable bit rate streaming automatically selects the best quality based on your available bandwidth, all the way up to HD quality (when available). No more buffering.

Synchronous searchable scrolling transcripts.

Scan or keyword-search the full text of each video. Click any spot in the transcript to jump straight to that segment of the video. Many videos feature on-screen transcripts.

Multi-language user interface.

Transcripts, bibliographic details, annotations, and other content can be translated into 65 languages using fully integrated Google Translate.

Clip-maker.

Make a video clip with a single click. Drag the red and green time flags to set the start and end points of your clip, or use the time stamp tool to mark where you want your clip to start and end.

Bookmark.

Click the bookmark button to save your spot. Return to watch the rest later.

Easy citation export.

Export, download, and email full, accurate citations in APA, Chicago, and MLA formats.

Shareable playlists.

Add all of your favorite films and clips into an online playlist. Then easily share the link, or embed it seamlessly into any syllabus or LMS.

Permalink.

Pull a permalink to provide direct access to a particular video and slide it right into a syllabus or LMS.

The screenshot displays the Alexander Street website interface. At the top, there's a navigation bar with 'MY COLLECTIONS', 'DISCIPLINES', 'TITLES', 'PUBLISHERS', 'PLAYLISTS', and 'CLIPS'. A search bar is present with the text 'Search Alexander Street...'. Below the navigation bar, the main content area features a video player showing a close-up of a violinist's hands. To the right of the video player is a transcript titled 'II MENUETTO Allegretto' with a search bar and a list of timestamps and text segments. Below the video player, there's a 'Clip-maker' section with a timeline and a 'Bookmark' button. At the bottom, there's a 'Related Items' section with several video thumbnails and titles, including 'Discovering Masterpieces of Classical Music: Mozart Symphony No. 41 Performance' and 'Symphony No. 41 in C major, K. 551 "Jupiter"'. The interface is clean and professional, with a focus on educational content.