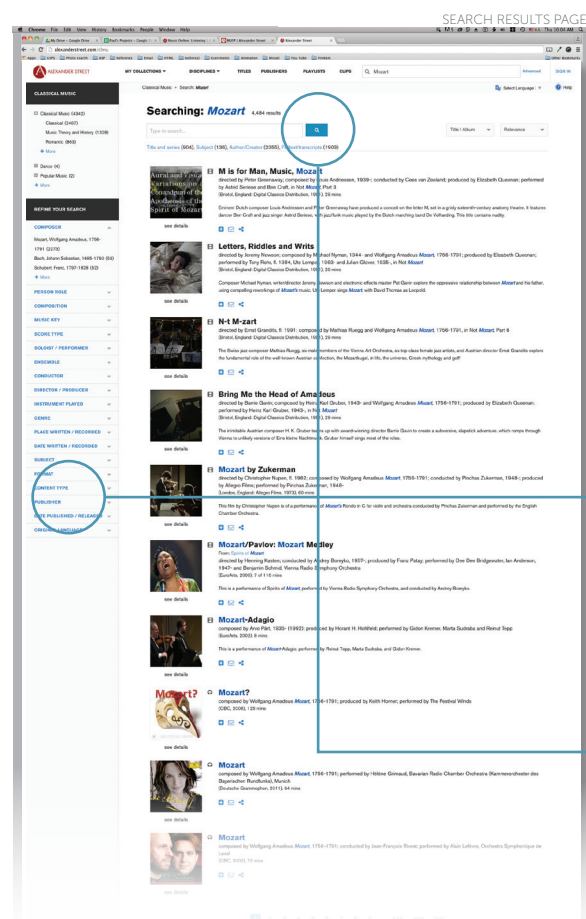


1 How to Access Alexander Street Content

The fastest way to access Alexander Street content is through your library's website. There is no login required to browse or view content if using your library's credentials. You may be prompted to create a personal username and password to access additional features such as clips, playlists, and bookmarks. To create a new user account, visit:
search.alexanderstreet.com/user/register

2 Search Multiple Ways to Discover Great Content



Collection pages highlight new resources, editor's picks, and discipline-specific tools. Content is curated by subject matter specialists. Quick reference videos help you navigate user tools.

Editor's selections and clips. Over 100,000 playlists and hundreds of clips created by editors, faculty, and subject matter experts provide superior annotations and help you quickly locate the most relevant content.

How to search for content:

Keyword search:

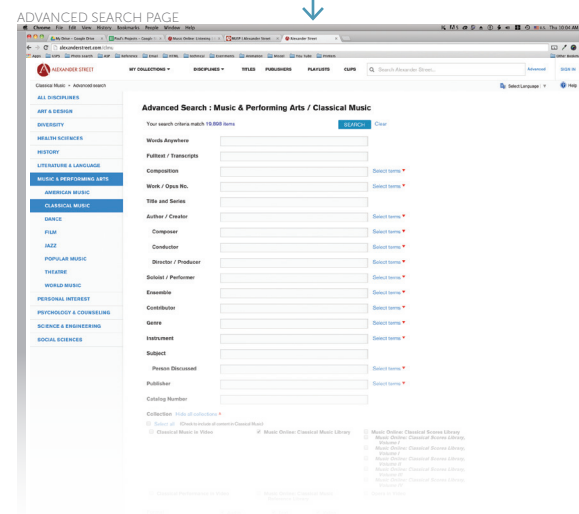
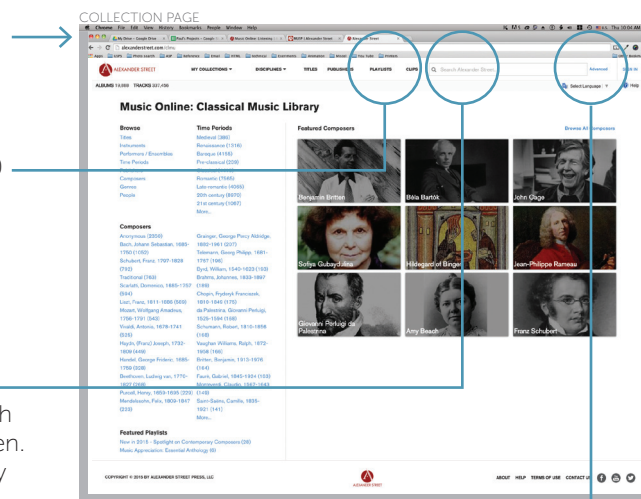
If you know what you're looking for, start with the Quick Search bar at the top of your screen. Here you can search by keyword and filter by media type (text, audio, video).

Advanced search:

Use Advanced Search to reveal suggested search fields and terms that will help you get more specific results.

Filters: The search results page will automatically display filters to help you refine and narrow your search further. Type "Mozart" into a music collection and you'll see music-oriented filters—such as work/opus, performer, instrument played, and time period. (Results will vary depending on the collection and type of search being conducted.)

Search within: Still seeing too many results? Use the "Search Within" feature to drill down into your results even more. This will allow you to keyword search within the results you've already received.



3 Listening Tools for Learning and Sharing

Waveform view.

Use the audio waveform view to create precise audio clips, and then share them with your colleagues, classmates, or the world.

Clip-maker.

Make an audio clip by dragging the red and green time flags to set the start and end points of your clip, or use the time stamp tool to mark where you want your clip to start and end.

Shareable playlists.

Add all of your favorite audio tracks and clips into an online playlist, then easily share the link, or slide it seamlessly into any syllabus or LMS.

Easy citation export.

Export, download, and email full, accurate citations in APA, Chicago, and MLA formats.

High-definition audio.

Stream tracks at CD quality (320kbps), so you don't miss a note.

Bookmark.

Click the bookmark button to save your spot. Return to listen to the rest later.

Multi-language user interface.

Bibliographic details, annotations, and other content can be translated into 65 languages using fully integrated Google Translate.

Fully integrated ancillary content.

Explore searchable liner notes, study guides, and other related material.

